

***KIMBALL PUBLIC SCHOOLS
DISTRICT NEWSLETTER
JANUARY 8, 2010***

News from the superintendent:

Federal Stimulus Funds

The federal stimulus funds are beginning to arrive to Kimball Public Schools. The first reimbursement of \$12,000 arrived for the purchase of a PSP system housed at Mary Lynch. This system is utilized through the special education department to enhance student performance.

The district has submitted for the update in handicap accessibility for the buildings. You may have noticed the concrete work at Mary Lynch and the High School. The High School saw the biggest change with inclined sidewalks on the east entrances and a new ramp on the north. Handicap accessible entries were also added on the main entrances. Mary Lynch received an expanded sidewalk at the modular and sidewalk on the south side of the property.

The district has also just submitted for interactive smart boards for the teacher classrooms at all three buildings. Each teacher who requested the valuable teaching tool will receive one. The district is attempting to have them all installed and running by late February.



KIMBALL PUBLIC SCHOOLS

Administration Offices
901 S. Nadine
Kimball, NE 69145

Troy L. Unzicker, Superintendent
Jan Barp, Bookkeeper/Administrative Assistant
Karen Munoz, Accounts Payable/Administrative Assistant

(308) 235-2188
Fax (308) 235-3269

2009-2010 ACT

Test Date	Registration Deadline	(Late Fee Required)
February 6, 2010**	January 5, 2010	January 6 – 15, 2010
April 10, 2010	March 5, 2010	March 6 – 19, 2010
June 12, 2010	May 7, 2010	May 8 – 21, 2010

ALERT NOW

The school district will be using this rapid notification system for improved communications with parents and students during weather related issues and emergencies. Parents are asked to make sure they have updated their directory information including home, work, cell phones, or other numbers they want a message delivered to in case of an emergency or school cancellation.

Reminders

All lunch accounts need to be brought up to date as soon as possible. Please call Kim at 235-4786 if you need to know your family balance. Please call Kim if you have a new e-mail address or have an e-mail on file and are not getting the weekly updates on your family account.

It is very important to keep a positive balance in your account.
Thank you!

Kim Baliman

Parents and staff may obtain their family lunch account balance online or via e-mail. Contact Kim Baliman, Food Service Director, at 235-4786 if you need an e-mail release form.



100% Fruit Juice

Vitamin C and Calcium

No added sugar and zero grams of fat

Is now available at the Jr. Sr. High Kitchen
When it is on the menu this is part of the tray price-no
additional cost will be incurred.

Also available Ala Carte

8 oz cup .75 cents

12 oz cup \$1.00

Flavors will vary!

Visit us at:

<http://www.kimball.k12.ne.us/>

First Quarter Award Winners

Junior/Senior High	Aaron Delhay
Elementary	Judy Walker
Classified	Lorri Norberg
Classified	MaryAnne Lukassen

Second Quarter Award Winners

Junior/Senior High	Terri Fiorelli
Elementary	Linda Mihm/Cathy Flores
Classified	Rosie Hill
Classified	Susan Unzicker

Honor Clinics for Music Students

The Kimball Music department has many students involved in honor choirs and bands in January and February. Seven high school students auditioned and qualified for the University of Nebraska-Kearney Honor Clinics on Monday, January 25. UNK music professors will be the clinicians for the day. Ashley Kilgore and Michael Kudebeh will sing in the Women's Choir. Kacie Fossand will sing in the Festival Choir. Lyle Janicek and Katherine Ganskow will sing in the Honor Choir. Matthew Merryfield will play the trumpet in the Festival Band and Rachel Moeser will play the trombone in the Honor Band. The concluding concert will be at 6:30 p.m in the UNK Health and Sports Center. Admission price for the concert is \$3.

On Saturday, January 30, eighth grader Courtney Hunsaker will sing in the Singing Youth Honor Choir at The Tassel in Holdrege. Courtney will be singing with 120 junior high students from across the state. Cristy Cary Miller of Putnum City, Oklahoma will be the clinician. The final concert at The Tassel will be at 4:00 p.m.

Kimball's Music Department will be hosting the Sing Around Nebraska Festival on February 20. This is an honor festival for students in fourth, fifth and sixth grades that occurs every two years. Seventy-five students from the schools of Bridgeport, Gordon-Rushville, Hay Springs, Kimball, Mitchell, Morrill and Sidney will join in a day of singing with clinician Senja Stephens of Arapahoe and accompanist Lisa Delhay of Kimball. The culminating concert will be at 4:00 p.m. in the Harry McNees Auditorium. Admission will be \$3 at the door for anyone twelve years old and up. Kimball students participating in the festival are Hannah Biesecker, Ashley Jackson, Crystal Pile, Madison Snyder, Hodaly Sotelo, Leisha Casimiro, Audrey Day, Ali Hunsaker, Taylor Kelsch, Monica Wasielewski and Melany Widener.

Come and support the hard work of these music students!

District Ratings 2008 – 2009

District ratings show the quality of the district assessment used to measure student learning on standards and tell how well students performed on standards.

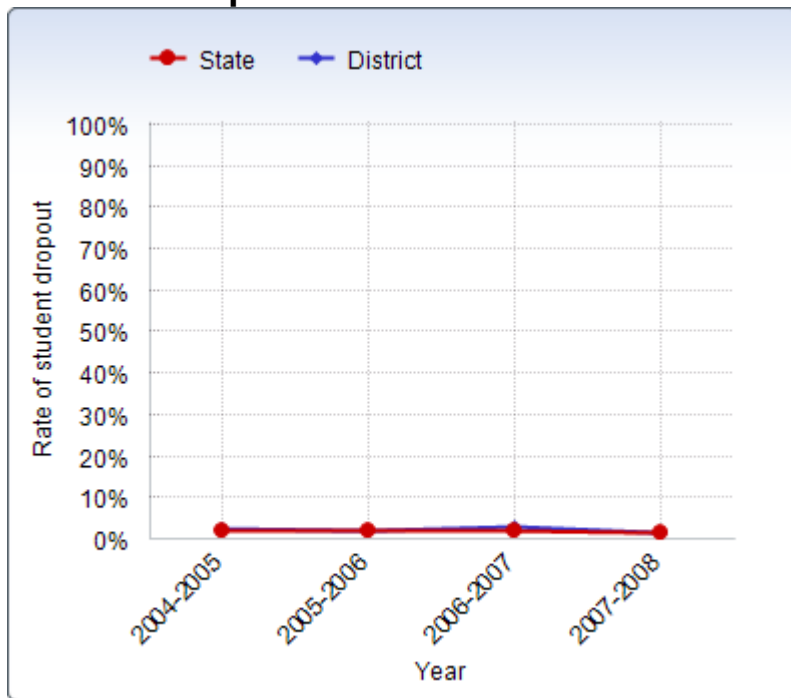
The quality of the assessment influences the rating of students meeting standards. The goal for all school districts is to have high quality assessment and show improvement in student performance over time. The Assessment Quality ratings shown below are based upon the most recent District Assessment Portfolio reviews. The ratings for Students Meeting the Standards are based upon the student performance on both reading and mathematics standards.

District ratings for assessment quality and performance reflect the performance of selected grades and not on the entire school district.

State District Ratings Reading 2008 - 2009							
		Unacceptable	Needs Improvement	Good	Very Good	Exemplary	Percentage of Students Assessed
Grades 03-06	Assessment Quality					✓	
	Students Meeting Reading Standards					✓	100.00%
Grades 07-08	Assessment Quality					✓	
	Students Meeting Reading Standards					✓	100.00%
Grade 11	Assessment Quality					✓	
	Students Meeting Reading Standards					✓	100.00%

State District Ratings Mathematics 2008 - 2009							
		Unacceptable	Needs Improvement	Good	Very Good	Exemplary	Percentage of Students Assessed
Grades 03-06	Assessment Quality				✓		
	Students Meeting or Exceeding Math Standards					✓	100.00%
Grades 07-08	Assessment Quality					✓	
	Students Meeting or Exceeding Math Standards			✓			100.00%
Grade 11	Assessment Quality					✓	
	Students Meeting or Exceeding Math Standards					✓	100.00%

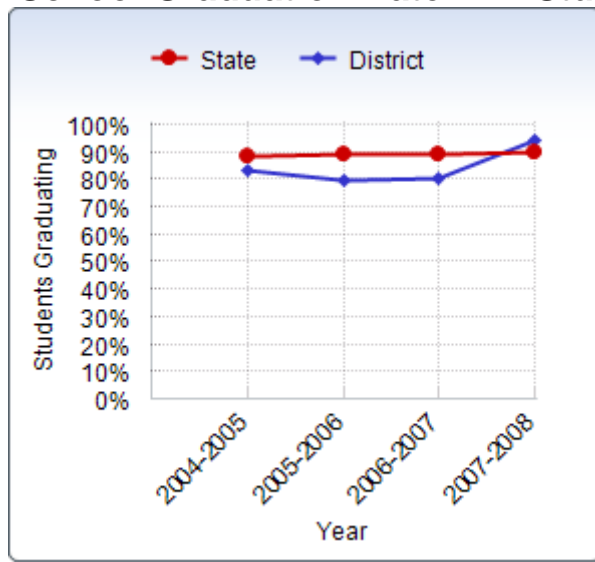
Dropout Rate - All Students



Student Dropout Rate

Years	State	District
2004-2005	1.86%	2.46%
2005-2006	1.81%	2.14%
2006-2007	1.94%	2.88%
2007-2008	1.69%	1.40%

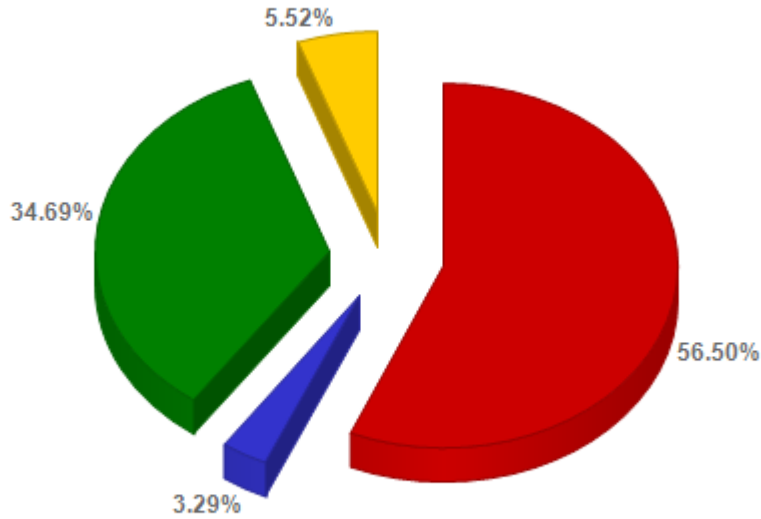
High School Graduation Rate - All Students



High School Graduation Rate

Years	State	District
2004-2005	88.04%	83.02%
2005-2006	88.76%	79.59%
2006-2007	89.17%	80.43%
2007-2008	89.74%	94.12%

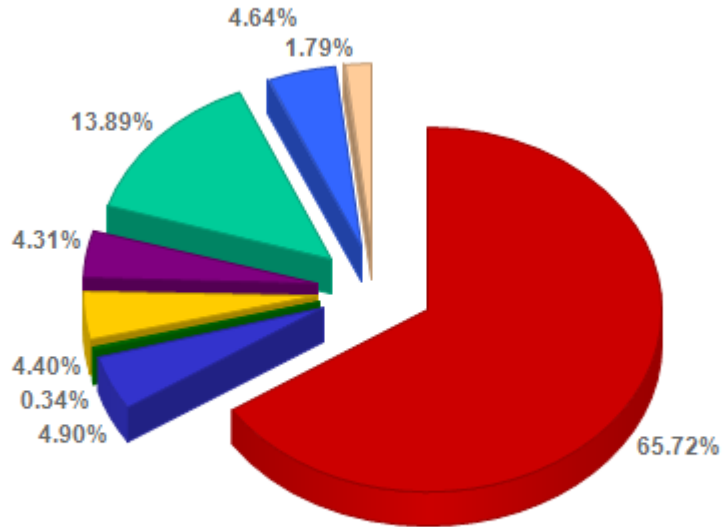
Receipts 2007-2008 School Year



2007-2008 Receipts		
	Receipts	Percent
Local	<u>\$3,528,805.54</u>	56.50%
County	<u>\$205,582.74</u>	3.29%
State	<u>\$2,166,304.01</u>	34.69%
Federal	<u>\$344,656.73</u>	5.52%
Other	<u>\$0.00</u>	0.00%

2007-2008 Comparison		
	State Average	District
Local	52.05%	56.50%
County	0.81%	3.29%
State	38.01%	34.69%
Federal	7.73%	5.52%
Other	1.40%	0.00%

Expenditures 2007-2008 School Year



2007-2008 Expenditures		
	Expenditures	Percent
All Instruction	<u>\$4,250,332.50</u>	65.72%
Support Services - Pupils	<u>\$316,741.66</u>	4.90%
Support Services - Staff	<u>\$22,258.80</u>	0.34%
Central Administration	<u>\$284,609.45</u>	4.40%
Office of the Principal	<u>\$278,919.81</u>	4.31%
Maintenance & Operation	<u>\$898,539.79</u>	13.89%
Federal	<u>\$300,091.55</u>	4.64%
Other	<u>\$116,013.28</u>	1.79%

2007-2008 Comparison		
	State Average	District
All Instruction	60.37%	65.72%
Support Services - Pupils	6.90%	4.90%
Support Services - Staff	3.16%	0.34%
Central Administration	5.60%	4.40%
Office of the Principal	5.38%	4.31%
Maintenance & Operation	10.26%	13.89%
Federal	6.76%	4.64%
Other	1.57%	1.79%